


SELECT HARDWOOD

John Ralph’s preferred wood species. Readily available and hand selected for uniformity and color.




NATURAL


ACACIA [*Acacia auriculiformis*]

(H) HARDNESS 1012 lbf.


Acacia is a fast-growing, sustainable plantation tree common in Vietnam and other tropical climates. Its high-contrast cream and brown grain pattern is full of natural character, but finishes evenly with a darker stain. Acacia is naturally durable and suitable for indoor and mild outdoor environments.





MEDIUM STAIN



DARK STAIN








NATURAL


BEECH [*Fagus sylvatica*]

(H) HARDNESS 1300 lbf.


Prevalent in Europe, Beech is a common wood specie in the furniture industry, known for its straight, subtle grain pattern, and easy machining. Ranging in color from pale tan to a warmer reddish brown, Beech has little natural character and is ideal for very light finish colors .




MEDIUM STAIN



DARK STAIN





- (H) < 900

(H) 901-1100

(H) 1101-1300


(H) 1301-1500

(H) > 1500

Hardness measurements are listed in pound-force (lbf), and are estimated based on Janka Hardness scores commonly held for each wood species.

SELECT HARDWOOD

John Ralph’s preferred wood species. Readily available and hand selected for uniformity and color.




NATURAL


BIRCH [*Betula pendula*]

H **HARDNESS 1260 lbf.**


Birch is a plantation grown hardwood that is readily available in Eastern Asia. Its color ranges from light yellow to brownish-red and has a fine grain with uniform curls. Some boards may appear to be almost clear, with little to no graining at all. Lighter finishes reveal a reflective grain quality.





MEDIUM STAIN




DARK STAIN










NATURAL


CHERRY [*Prunus avium*]

H **HARDNESS 950 lbf.**


Cherry is a common wood species for cabinetry and furniture and is well known for its easy machinability, warm grain color and excellent finish when sanded, stained and polished. Considered a medium-density hardwood, Cherry is a choice wood for craftsmen around the world.





MEDIUM STAIN



DARK STAIN







- H** < 900
- H** 901-1100
- H** 1101-1300
- H** 1301-1500
- H** > 1500

Hardness measurements are listed in pound-force (lbf), and are estimated based on Janka Hardness scores commonly held for each wood species.

SELECT HARDWOOD

John Ralph’s preferred wood species. Readily available and hand selected for uniformity and color.



NATURAL


HEVEA [*Hevea brasiliensis*]

H HARDNESS 995 lbf.

Also called Rubberwood, Hevea is the world’s primary producer of latex, and its timber is one of the best sources of ecologically sustainable lumber. Hevea has a pale cream to yellowish-brown color, with a mostly straight and uniform grain pattern, which produces beautiful custom finishes.



MEDIUM STAIN



DARK STAIN



NATURAL

PINE [*Pinus sylvestris*]

H HARDNESS 790 lbf.

Pine is considered a softer wood species, but is valued for its tall, straight trunk, and distinct yellowish-white and reddish-brown grain pattern. Pine knots and other grain characteristics are often desired for mountain settings, and proper finishing produces beautiful and durable furniture.



MEDIUM STAIN



DARK STAIN



H < 900 **H** 901-1100 **H** 1101-1300 **H** 1301-1500 **H** > 1500

Hardness measurements are listed in pound-force (lbf), and are estimated based on Janka Hardness scores commonly held for each wood species.

SELECT HARDWOOD

John Ralph’s preferred wood species. Readily available and hand selected for uniformity and color.




NATURAL

ROSEWOOD [*Khaya senegalensis*]

H HARDNESS 1780 lbf.

Rosewood is a very hard and strong wood species that is plantation grown in Southeast Asia, and is known for its rich wood grain that ranges from a pale pink to a dark reddish brown. The wood has streaks of color exhibiting a ribbon-stripe appearance, and is sometimes called Rose Mahogany.



MEDIUM STAIN



DARK STAIN



H < 900 **H** 901-1100 **H** 1101-1300 **H** 1301-1500 **H** > 1500

Hardness measurements are listed in pound-force (lbf), and are estimated based on Janka Hardness scores commonly held for each wood species.