

# PREMIUM HARDWOOD

Hand selected for uniformity and color.



NATURAL

## ASH [*Fraxinus excelsior*]

**H** HARDNESS 1320 lbf.

Ash ranges in color from creamy white to a dark olive-brown. It is a hard, tough and very hard-wearing wood. Its high flexibility, shock-resistance and resistance to splitting, along with the light color and attractive open grain, makes it popular in furniture manufacturing.



MEDIUM STAIN



DARK STAIN




NATURAL


## MAHOGANY [*Afzelia africana*]

**H** HARDNESS 1400 lbf.

Mahogany ranges in color from very pale pink to a deep reddish brown, sometimes with streaks of medium to dark reddish brown. A dense and wavy wood, the grain is interlocked with a medium to coarse texture. Mahogany wood is naturally lustrous.



MEDIUM STAIN



DARK STAIN



NATURAL


## MAPLE [*Acer saccharum*]

**H** HARDNESS 1450 lbf.

Maple ranges in color from pale cream through different tan and brown tones to a darker reddish brown. Grain is very light and fine, ranging from uniformly straight lines to curly or "birdseye" patterns. One of the hardest and densest of the wood species, it is prized for furniture.



MEDIUM STAIN



DARK STAIN



NATURAL


## OAK [*Quercus robur*]

**H** HARDNESS 1371 lbf.

Oak ranges in color within a medium yellowish-brown, though there can be a fair amount of variation in color. The wood has medium-to-large pores and a fairly coarse grain, taking stain and finishes very well. Long-lasting and durable, it is a popular wood for furniture.



MEDIUM STAIN



DARK STAIN

**H** < 900   **H** 901-1100   **H** 1101-1300   **H** 1301-1500   **H** > 1500

Hardness measurements are listed in pound-force (lbf), and are estimated based on Janka Hardness scores commonly held for each wood species.



# PREMIUM HARDWOOD



NATURAL


## TEAK [*Tectona grandis*]

**H** HARDNESS 1000 lbf.

Teak ranges in color from golden yellowish brown to a medium brown, with color darkening to a silvery-gray finish with age. Grain tends to be straight, but can be wavy or interlocked. Teak's high oil content, high tensile strength and tight grain make it suitable for outdoor furniture manufacturing.



MEDIUM STAIN



DARK STAIN



NATURAL


## WALNUT [*Juglans regia*]

**H** HARDNESS 1012 lbf.

Walnut ranges in color from medium brown to rich chocolate brown with dark brown streaks. Color can sometimes have a gray, purple, or reddish cast. Grain is usually straight, but can be irregular with patterns such as curly or "birdseye." It is prized in the furniture industry for its durability and luster.



MEDIUM STAIN



DARK STAIN



NATURAL


## ZEBRAWOOD [*Microberlinia brazzavillensis*]

**H** HARDNESS 1575 lbf.

Zebrawood ranges in color from cream or light brown with dark black-brown streaks vaguely resembling a zebra's stripes. Depending on how the wood is cut, the grain can be either wavy or uniform. Wood takes a nice polish and is valued in furniture manufacturing for being durable.



MEDIUM STAIN



DARK STAIN

**H** < 900   **H** 901-1100   **H** 1101-1300   **H** 1301-1500   **H** > 1500

Hardness measurements are listed in pound-force (lbf), and are estimated based on Janka Hardness scores commonly held for each wood species.